
TRAMFABRIEK

Tramfabriek couplings for Kato - Instructions

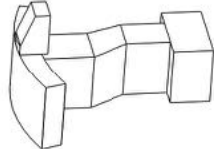
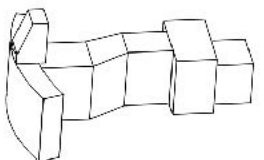
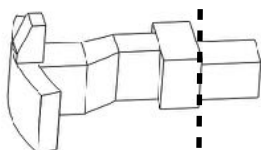
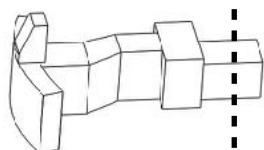
To remove the original N gauge coupling, just angle it 90 degrees downwards at the front.



When your Kato coupling holder has a pin with a spring, remove the spring and cut the pin that was holding it off. Then cut the supplied hook coupling to the required length.

For firm fit, no movement.

For fit with little play, left and right movement.



These couplings are available in 2 different lengths, Medium and Long.

If you have any question, please contact the Tramfabriek by sending an email to info@tramfabriek.co.uk

<http://tramfabriek.co.uk>